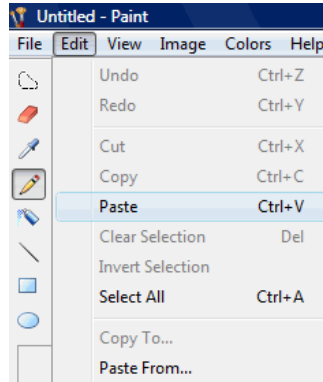


1. How to take Screen Shot?

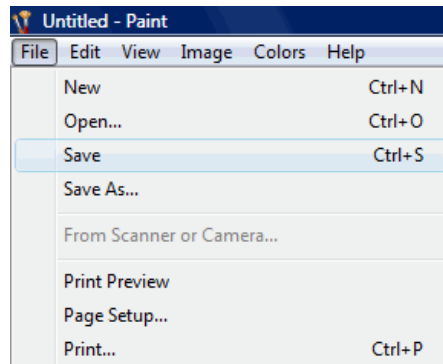
- First minimize all the windows and open only that window of which Screen-Shot is desired



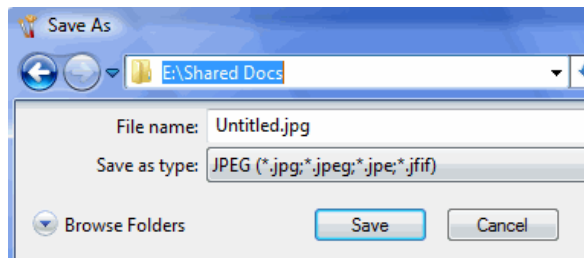
- On the Keyboard's Top Right Hand Side one Button is there look likes, Press this button when desired window is ready.
- Open Microsoft Paint from Start => All Programs => Accessories => Paint
- Go to Edit Menu => Click Paste



- Go to File Menu => Click Save



- Save the file on appropriate location



- Attach this file in E-mail and send to the SOUL Support Cell on soulhelp0007@gmail.com
- Describe the query beneath.